



44th  
ANNUAL  
NSH  
SYMPOSIUM/  
CONVENTION  
ST. LOUIS, MO.

September 21-26, 2018

[HistoConvention.org](http://HistoConvention.org)





# KATANA Microtome Blades

Katana Microtome Blades are produced using proprietary rolling heat treatment technologies refined from generations of Japanese blade production, including finely controlling carbon grain size and continuous austenite measurements. They are surface-modified coated blades with excellent hardness, wear resistance and sharpness.

Available exclusively through Cancer Diagnostics, Inc., USA



Made in Japan



## 44th Annual NSH Symposium/Convention

# ST. LOUIS, MO

September 21-26, 2018

44

[Histoconvention.org](http://Histoconvention.org)

In its 44th year the NSH Annual Symposium/Convention forms the largest educational event of its kind working to advance and promote the histology profession. NSH is the premier source of learning, knowledge and future-oriented research for histology professionals. Attendance provides resources, education, ideas and advocacy to enhance the performance in the laboratory and ultimately the best patient care.

The Symposium/Convention has the working laboratory in mind when planning 5 educational packed days of workshops. With so much to offer, you are able to have a flexible, customizable schedule. You can attend one workshop, 12 workshops or even the exhibit hall only. Customize a schedule that fits your time out of the lab and meets your educational and budget needs at the same time. With over 100 unique learning opportunities, we are confident that you will find the format that is right for you.

## WHEN

Symposium Dates: September 21-26, 2018

Scientific Exhibits: September 23-25, 2018

## WHERE

Sessions & Scientific Exhibits will take place at America's Convention Center Complex, 701 Convention Plaza, St. Louis, MO 63101. The America's Center is located at Washington Avenue and Eighth Street. Refer to pg. 26 for hotel information.

## WHO SHOULD ATTEND

- Histotechs/Cytotechs in Clinical, Veterinary & Research Settings
- Pathologists and Pathology Assistants
- Lab Supervisors/Managers
- Scientists/Investigators/Researchers
- Students interested in a Histology Career
- Sample Management Technicians
- Study Directors/Monitors
- Lab Aids that Assist with Study Set Ups
- Anyone involved in the collection, processing and evaluation of human and animal tissue samples

Schedule at a Glance	1
Exhibit Hall Preview	3
Social Connections	4
Employer Support	5
Awards Ceremony & Celebration	6
Stuff Your Suitcase	7
Poster Sessions	8
Certificate of Completion	9
Workshop Description Info	10
Program at a Glance	11
Volunteer Information	25
Hotel & Travel Information	26
Registration Info & Policies	28
Registration Form	30

# SCHEDULE AT A GLANCE



- 11:00am - 7:00pm Registration Opens
- 5:00pm - 6:30pm Region Director/President's Council
- 7:30pm - 9:00pm First Time Attendee Dessert  
Welcome Reception



- 7:00am - 5:00pm Registration
- 7:00am - 8:00am Breakfast on Your Own
- 8:00am - 11:30am Workshops
- 11:30am - 1:00pm Lunch on Your Own
- 1:00pm - 2:30pm Workshops
- 3:00pm - 4:30pm Workshops
- 6:00pm - 7:00pm Awards Celebration Cocktail Hour -  
Sponsored by Sakura Finetek, USA
- 7:00pm - 11:30pm The Annual NSH Awards Ceremony  
& Celebration



- 7:00am - 5:00pm Registration
- 7:00am - 8:00am Breakfast on Your Own
- 8:00am - 9:30am Workshops
- 9:45am - 10:45am Keynote Lecture: Open to All  
Attendees
- 10:45am - 4:30pm Exhibits Open for Attendees
- 10:45am - 12:15pm Poster Sessions
- 11:30am - 1:00pm Lunch on Your Own
- 1:00pm - 4:30pm Workshops
- 4:35pm - 5:30pm NSH Region Meetings (1-9)





- 7:00am - 5:00pm Registration

---

- 7:00am - 8:00am Breakfast on Your Own

---

- 8:00am - 4:00pm Board of Directors Meeting

---

- 8:00am - 9:30am Workshops

---

- 9:45am - 10:45am C.F.A. Culling Memorial Lecture  
Open to All Attendees

---

- 10:45am - 4:30pm Exhibits Open for Attendees

---

- 11:30am - 1:00pm Lunch on Your Own

---

- 1:00pm - 2:30pm Workshops

---

- 3:00pm - 4:30pm Workshops

---

- 4:35pm - 5:30pm International Attendee Meeting



- 7:00am - 5:00pm Registration

---

- 7:00am - 8:00am Breakfast on Your Own

---

- 8:00am - 9:30am Workshops

---

- 9:00am - 1:00pm Last Day of Exhibits

---

- 9:30am - 12:30pm Ticket Auction in the Exhibit Hall

---

- 11:30am - 1:00pm Lunch on Your Own

---

- 1:00pm - 4:30pm Workshops

---

- 4:45pm - 6:00pm NSH Membership Meeting



- 7:00am - 2:30pm Registration

---

- 7:00am - 8:00am Breakfast on Your Own

---

- 8:00am - 11:30am Workshops

---

- 11:30am - 1:00pm Lunch on Your Own

---

- 1:00pm - 2:30pm Workshops

---

- 5:30pm Sign In for House of Delegates

---

- 6:30pm House of Delegates Convenes

# EXHIBIT HALL PREVIEW

## The NSH Exhibit Hall Offers More Than You Know!

The NSH Exhibit Hall is one of the best places for networking and sharing scientific advancements. The hall is the largest exhibition dedicated to the field of histology that includes top industry providers, scientific posters, great networking at the NSH booth, and of course our unique silent ticket auction where attendees can win great prizes. Don't miss this opportunity!



### Exhibit Hall Hours

Exhibits are located at the America's Convention Center Complex and officially open on Sunday, September 23 from 10:45am to 4:30pm. Exhibit hours on Monday, September 24 are 10:45am to 4:30pm and Tuesday, September 25 from 9:00am to 1:00pm.

### Exhibit Hall Fun: 6th Annual Ticket Auction

NSH is sponsoring its 6th Annual Ticket Auction that will take place in the Exhibit Hall on Tuesday, September 25th 9:30am – 12:30pm. Each attendee will be given five tickets at the exhibit hall door and have the option to purchase additional tickets. Tickets are used to bid on items donated by exhibitors. Auction items will range from the small to the large, from the educational to the fun. Winners will be drawn on the show floor starting at 12:00pm.

### Exhibit Hall Only Passes

The trade show floor is open to qualified individuals in histology and pathology only. This ensures a high buyer/supplier ratio. Local technologists and pathologists unable to attend the meeting are welcome to visit the exhibits anytime during scheduled hours. Individuals under 18 are not permitted.

### Exhibit Hall Only Pass Fees

NSH Member: \$25.00 Non Member: \$35.00

### Exhibitors

See Full List of Exhibiting Companies at [www.histoconvention.org](http://www.histoconvention.org)

### Symposium/Convention Mobile App

Create your own personal schedule, message other attendees, and see what is going on all week with our Convention Mobile App. The mobile app will help you plan your entire week at the Symposium/Convention, and is available for Android or iPhones, as well as a web version to use on your laptop or tablet. It launches in June, so keep an eye out!

“ Success is a science; if you have the conditions, you get the result. ”  
~Oscar Wilde

Some of the best education and advances in science come from the relationships you form and the expansion of your histology network by attending social activities, committee meetings and participating in contests. The convention offers several chances to network with NSH leaders, other histology professionals and exhibitors.

## First Time Attendee Welcome Reception

Is this your first time attending the National Convention? Join us for a unique welcome to the NSH Community Friday, September 21st at 7:30pm. Enjoy desserts and fun games with prizes as you network with other first time attendees!



## The Annual NSH Awards Ceremony & Celebration

Celebrate the best & brightest of the histology community by attending the Annual NSH Awards Ceremony & Celebration, Saturday, September 22, 2018. The NSH Awards committee works with vendor partners to handout out over \$40,000 in awards and scholarships. The evening includes a cocktail reception (sponsored by Sakura Finetek), dinner & dancing. Tickets are \$50.00 (nonrefundable). Dress is Semi Formal. See Page 6 for complete details.

## Evening Hospitality

The Annual Scientific Exhibit Show is a large part of the S/C experience. Our vendor partners bring the best the industry offers during the day & sponsor great opportunities for fun at night. Keep your eyes open for invitations to industry parties, dinners and educational seminars.

## NSH Committees

NSH committees will be meeting throughout the week to discuss projects and plans for the coming year. In addition, Committees Chairs and representatives are stationed at the NSH booth in the Exhibit Hall to display current resource products and to answer any questions you may have in their area of interest. Visiting them at the NSH booth is a great way for you to create a network of resources to take home with you and to learn more about joining these impressive groups of professionals.

## Connect with NSH Online!

Stay up to date with what is happening around the convention and join discussions with other attendees using the official hashtag #NSHSC

Complete S/C Info – [www.histoconvention.org](http://www.histoconvention.org)



Like NSH on Facebook – [www.facebook.com/nshsc](http://www.facebook.com/nshsc)



Follow us on Instagram & Twitter - @NS4Histotech



Find us on LinkedIn, YouTube, & Flickr for more discussions, videos and pictures of the society and our members.



[www.histoconvention.org](http://www.histoconvention.org)

The five days of the NSH Symposium/Convention are the most cost-effective professional development and educational opportunity for individuals working in histology. But we understand it can be hard in this economic climate to get your employer to see the tremendous value attending the NSH Convention offers. To help, we have created an Employer Support Justification Kit which includes tips for explaining the benefits, a budget worksheet, and a sample letter of support which you can customize. Go to <http://www.histoconvention.org/employersupport.cfm> to get these resources!

## TIPS

### On Getting Employer Support

- Discuss the knowledge you will gain from attending and how it will benefit your work, laboratory, and colleagues.
- Highlight the things included with your event registration such as educational sessions, networking opportunities with leaders in the industry to discuss best practices and cost saving measures, and hours on the trade show floor.
- Consider submitting a Poster to participate in the Scientific Poster Exhibition to highlight work you & your lab have completed.
- Be ready with a plan that shows who will cover for you while you are attending the Convention.
- If your employer will be assisting with your expenses, provide an outline of cost estimates for registration, airfare, hotel, meals and transportation.
- Make a list of exhibitors you plan to visit whose products and services would be an asset to your lab. Share any informational material or samples from exhibitors you receive with your colleagues.
- Offer to deliver a short presentation upon your return that showcases what you learned during the week so your entire team can benefit from the knowledge you bring home.

### SAMPLE EMPLOYER SUPPORT LETTER

Dear [your supervisor's name]:

To help provide [your facility] and our patients with the most current professional knowledge and skills in histotechnology, I would like to attend the National Society for Histotechnology (NSH) 44th Annual Symposium/Convention September 21-26 in St. Louis, MO. This convention offers over 100 concurrent sessions, 2 keynote lectures and 30 plus poster presentations that address all aspects of histology. In addition, the convention boasts the largest trade show of pathology and histology vendors in the country. Workshop handouts, poster abstracts and vendor descriptions will be provided to all meeting registrants and can be shared after the event with my colleagues who did not attend the convention.

The following are some of the sessions that would be of particular relevance: [List sessions that will provide the greatest benefit to your facility. To review workshops visit [www.histoconvention.org](http://www.histoconvention.org) or refer to your registration brochure.]

Costs [List transportation costs, registration fee, meals, and the price per night of the hotel room.]

#### Summary of Benefits

Attending the 44th Annual NSH Symposium/Convention will enhance my knowledge and skills but also allow me to network with fellow histotechs to learn best practices from across the country. I will be able to pass on much of what I learn to my colleagues in the lab, and my notes and copy of the speaker presentations will be available for reference. Thank for your consideration of this request.

Sincerely,

[your name]



# THE ANNUAL NSH AWARDS CEREMONY & CELEBRATION

## DATE:

Saturday, September 22, 2018

## TIMES:

6:00pm – 7:00pm: Cocktail Hour sponsored by Sakura Finetek, USA

7:00pm – 9:00pm: Dinner & Awards Ceremony

9:00pm – 11:00pm: Entertainment & Dancing arranged by the Missouri Society for Histotechnologists Local Host Committee

Join us as we celebrate the best & brightest in histology at the Annual NSH Awards Ceremony and Celebration. The event bestows over \$40,000 in scholarships and awards celebrating the value, leadership and influence of your peers in the histology profession.

Once dinner is done and the awards have been handed out enjoy an evening of dancing and fun with your colleagues.

Tickets cost \$50.00 and include the cocktail reception, dinner and dancing. They can be purchased when you register or online at a later date. Tickets are nonrefundable.

Thank you to our award and scholarship sponsors.



# THE ANNUAL NSH AWARDS CEREMONY & CELEBRATION

Thank you to our award & scholarship sponsors

McCormick Family Trust



BIOSYSTEMS

Richard Cartun, PhD



# 2018 STUFF YOUR SUITCASE CAMPAIGN



## KOREY JOHNSON FOUNDATION

Each year the NSH Convention Committee teams up with the Local Host Committee to help a charitable organization in the Convention's host city. This year we stuff our suitcase with items to help the Korey Johnson Foundation.

The mission of the Korey Johnson Foundation (KJF) is to teach compassion and philanthropy to youth by highlighting the importance of giving and receiving with an emphasis on giving. It achieves this goal through a variety of programs, including fundraising events where children can participate in activities like skating and bowling by donating non-perishable items. These donations go directly back into the community.

One of its most important projects is its school backpack giveaway. Each the KJF collects and distributes backpacks to students who may be without for the upcoming school year. Over

the last six years KJF has given over 2,000 backpacks to the community! They have also been able to donate over 20,000 non-perishable food items to local shelters and other non-profits.

This year, we are asking Convention Attendees to donate to this amazing organization that directly impacts the St. Louis community by bringing:

- Backpacks
- Spiral Notebooks
- #2 Pencils
- 2-Pocket Folders
- Highlighters

Visit [www.koreyjfoundation.org](http://www.koreyjfoundation.org) for more information about the Korey Johnson Foundation!

Bring your donations to the registration desk – the team will be collecting the items and delivering them to the Foundation.



Poster sessions at the Symposium/Convention allow for the casual exchange of key scientific breakthroughs, emerging innovations, and new trends within the histology and laboratory community. You can design an individual poster or make it a laboratory effort!

Poster presenters are required to be registered for the Symposium/Convention.

**Submit your Poster Online:** Poster applications must be submitted online and include title, author(s), and an abstract. Visit [www.histoconvention.org](http://www.histoconvention.org) and click "Submit a Poster" to complete the application.

**Submission Deadline: July 2, 2018**  
**Acceptance/Rejection Notification:**  
**August 1, 2018 - sent via email**

## Poster Format

One corkboard will be provided (8' wide by 4' high). The top of poster must include the TITLE, AUTHOR(S), and INSTITUTION(S). Recommend title lettering to be 1" high and text lettering at least 1/2" high. Author(s) is responsible for all titles and headings. Poster should be self explanatory, simple and specific, presenting material in a logical, legible manner. Use the past tense and the third-person (avoid "I," "we," and "our"). Basic theories or hypotheses should be presented with as much supporting data as possible, including pertinent statistical analysis and a conclusion. Introduction, written material, photos, charts and graphs should be in a sequential fashion, and trademarks must be indicated where appropriate. Include references. A disclaimer may be posted to indicate that, "results and/or modifications are in preparation for publication and cannot be used without permission of author(s)."

## Handout

Handout material for dissemination during the poster session is optional but highly recommended. Presenters are responsible for preparation and reproduction of handout(s). To prevent copyright infringements, copyright

material and duplication from previously published articles are unacceptable.

## Continuing Education Hours (Contact Hours)

NSH awards three contact hours for presenting a scientific poster at the Annual Symposium/Convention.

## On-Site Schedule

Posters will be viewed Sunday through Tuesday, September 23 - September 25, concurrent with the Scientific Exhibit program. They will be accommodated in the exhibit hall. Authors can assemble their displays between 8:00 - 10:30AM Sunday, September 23rd. Posters must be ready for viewing by 10:45 AM, and will remain available for viewing during scheduled exhibit hours. Presenters are required to stand with their posters during the discussion time Sunday, September 23 between 10:45AM-12:15PM. Winner ribbons will be placed on the winning posters Tuesday morning, September 25th. Posters should be dismantled and removed from the exhibit hall between Noon - 1 PM on Tuesday, September 25th.

## Poster Judging

Posters being judged are categorized as Veterinary/Research, Clinical or Vendor presentations. Posters are judged on technical content (abstract quality, appropriateness of materials and methods, interpretation/analysis of data, relevance, and acknowledgement of references) and appearance (overall layout, photographic quality, use of legends/captions). The winning poster from the Veterinary/Research and Clinical categories will each receive a \$250 honorarium, sponsored by Sakura Finetek U.S.A., Inc. Vendor-sponsored posters receive honorable mention only.

## Security

The NSH exhibit hall is locked each evening. However, if your display includes special photographs or equipment, you may remove your poster at the end of each day and reposition the next morning.

## Responsibility

The National Society for Histotechnology cannot be responsible for expenses incurred by presenters. Authors are responsible for setting-up, maintaining, removing, storing and mailing posters, push-pins to affix posters to corkboard, availability to discuss material with convention attendees, and for all expenses incurred in preparation and presentation of poster.

## Abstract Publication

Abstracts of accepted posters are formatted for and included as part of the Symposium/Convention onsite program and will be published as submitted, without editing. In addition, all accepted abstracts are submitted for publication in the December 2018 issue of the Journal of Histotechnology. Any abstract that does not meet the standards of the Journal will be returned to the author for modifications and resubmission.

## Convert Your Poster to a Publication for the Journal of Histotechnology

Presenters interested in publishing their poster presentation in the Journal of Histotechnology should indicate so in the submission email. You can convert the entire poster presentation into a Rapid Research Communication or Technical Note. "Instructions for Authors" for manuscript format and submission is at [www.editorialmanager.com/his/default.aspx](http://www.editorialmanager.com/his/default.aspx). Please submit by November 1, 2018. To avoid copyright infringement, your "poster to publication" cannot be submitted to, published in, or duplicated from other journals, trade magazines or websites without their permission. For help or questions about conversion or submission, contact [joh@nsh.org](mailto:joh@nsh.org).

## National Society for Histotechnology Certificate of Completion Program

### Immunohistochemistry

WS# 2 Multiplex FIHC and AQUA Analysis for I-O Clinical Trials: Challenges & Successes

WS# 3 Troubleshooting Immunohistochemical Testing

WS# 14 Antibody Validation for Clinical Studies: The Good, The Bad and The Ugly

WS# 15 Chromogenic Multi-antigen Immuno-staining: A Clinically Useful Procedure That Has “Fallen Out of Favor” (and Why)

WS# 27 Reporter Systems in Immunohistochemistry

WS# 28 Morphologic Proteomics - A New Frontier or An Old Friend?

WS# 35 Strategies to Identify and Eliminate Background Interference in IHC and IF Tissue Section Applications

WS# 36 Companion and ‘Complementary’ Diagnostic Immunostaining Procedures: What’s All the Fuss?

WS# 37 Antibodies & Immunohistochemistry: Why so much noise...and is it really that bad?

WS# 46 The Art and Science of IHC

WS# 55 Multiplex Immunohistochemistry Assays: Best Practices, Techniques, and Troubleshooting

WS# 56 Basic IHC: Understanding the Process to Improve Your Results

WS# 64 Diagnostic Panels: What’s New In The World of IHC

WS# 70 The Long and Winding Road to IHC Optimization

WS# 73 Rapid Two-Temperature Fixation Methodology for IHC Detection Tissue Based Phospho- Protein Analysis

WS# 74 Development and Validation of IHC Clinical Assay

WS# 75 Understanding the Foundation of Microsatellite Instability Testing

WS# 82 IHC Multiplexing - Techniques and Method Development

WS# 83 How to Be In Control of Your Positive Controls

WS# 84 BCC, SCC and Melanoma: Basics and Clinical Correlations

WS# 91 Immunohistochemistry: A One Day Crash Course to Understand what is Happening Part 1

WS# 97 Developing Immunohistochemical (IHC) Assays for Animal Models of Disease

WS# 98 Immunohistochemistry: A One Day Crash Course to Understand what is Happening Part 2

WS# 104 IHC: The Sharpshooter’s Guide to Troubleshooting

The Certificate of Completion program provides attendees with a marketable certificate within a specific category of interest. This certificate provides concise documentation of continuing education for attendees who are required to provide documentation to renew their qualifications. Additionally, this certificate will provide attendees with practical, applicable skill documentation that can be used to enhance marketability within your organization. Certificates are offered in four areas: Immunohistochemistry, Management, Molecular, and Safety. To receive a Certificate of Completion, attendees must accrue a minimum of 9.0 credit hours in one of the three areas by attending the workshops designated below.

### Management

WS# 4 Leadership: The Pinnacle of Management & Supervision

WS# 6 Quality Management Plan for the Histology Laboratory 2.0

WS# 16 Managing In The 21st Century

WS# 29 Managing Change with a Multi-Generational Workforce

WS# 38 The Cost of Reprocessing

WS# 39 Laboratory Information System: Fundamentals and Role in Patient Safety

WS# 47 Creating Your Superhero Team: Strategies For Being Your Best in the Worst Situations or How to Give Your Team a Teflon Coating

WS# 48 Developing a Compliance Driven Competency Assessment Program

WS# 58 Navigating the Regulatory Environment

WS# 65 Leaning our Lab with Automation & Workflow Redesign

WS# 67 The S.M.A.R.T Way – In the Histology Laboratory

WS# 76 What Does It Take to Lead From the Front?

WS# 92 Managing Change: Navigating Your Team Through Organizational Changes

WS# 93 Anatomic Pathology CPT Coding and Compliance 2018

WS# 94 Understanding Laboratory Operational Performance: Measurements, Key Metrics and Evaluation Tools

WS# 99 Succeeding as a Non-Financial Laboratory Manager

WS# 100 Training and Competency: Do’s and Don’ts

WS# 105 Coaching and Counseling for Improved Performance Efficiency

### Molecular

WS# 5 Playing Sherlock Holmes and Learning PCR!

WS# 17 Tissue Expansion and its Applications in Clinical and Research Settings

WS# 30 Personalized Medicine: From Histology to NGS

WS# 40 Western Blot: Easy and Funny or Oh the Horror?

WS# 57 Molecular Biology Principles and Techniques for the Histotech

WS# 66 Circulating Tumor Cells: What Are They & Their Potential Applications

WS# 85 Single-Molecule RNA In Situ Hybridization Assays: Practical Guidelines for Detecting Gene Expression in the Tissue Context

WS# 86 Is Your AP Lab Ready for the Next Generation ISH? A Step-By-Step Approach & Guidelines on Validation, Implementation & Reimbursement for RNA ISH

WS# 101 Histological and Molecular Characteristics of Colorectal Cancer: Diagnosis and Prognosis

WS# 106 Biomarker Testing for NSCLC: The Ever-Increasing Test List Without an Increase in Tissue

### Safety

WS# 7 Safe Handling of CJD and Prions in the Histology Laboratory

WS# 41 Prevention of Medical Errors: The Role of Anatomic Pathology Labs in Providing Quality Patient Care

WS# 49 Handling Hazardous Wastes in Histology

WS# 59 Bloodborne Pathogens in the Histology Laboratory

WS# 68 Creating a Safety Plan for Training

WS# 77 Are You Using Your Safety Eyes?

WS# 87 Ergonomics in the Laboratory

WS# 102 Implementation Of the ISO 15189 Quality Management System

WS# 103 Safety A-Z

WS# 108 GHS Labeling

## Diverse Learning Formats to Match Your Unique Tastes

**Workshops:** in depth educational sessions given by scientific leaders covering all aspects of histology. Sessions run 90 minutes, or 3 hours (half-day).

**Wet-Workshops:** hands-on workshops held with the purpose of demonstrating a technique or process. Participants work with and are exposed to equipment, specimens, chemicals and reagents. To enhance the experience and access to the instructor, attendance is limited.

**Lecture Series:** gain a global perspective on the science and industry by attending the Sunday and Monday lectures for no additional cost.

## Workshop Subject Tracks So You Can Create a Program Just For You & The Work You Do

**Clinical vs. Veterinary/Research** - All workshops are first identified as a Clinical or Veterinary/Research focus and then placed in one of our subject tracks.

**Career Development** - Topics related to histotechnology training/certification, resume writing career advancement, job search.

**Digital Pathology** - Topics covering the acquisition, management and interpretation of pathology information generated from a digitized glass slide.

**Emerging Technologies** - Topics covering cutting edge technology and their impact on histology. Workshops in this category can be product/vendor specific.

**IHC** - Topics related to immunohistochemistry, immunocytochemistry and related procedures.

**Management/Laboratory Operations** - Topics for those working in or seeking to increase their knowledge in personnel management, leadership development, laboratory operations & management, and soft skills training, organizational savvy.

**Molecular** - Topics related to molecular pathology including ISH, CISH, and FISH.

**Quality/Regulations** - Topics covering government regulations, quality assurance/control & improvement.

**Safety** - Topics concerning lab safety procedures and personal safety measures including ergonomics.

**Specialties** - Topics related to a histology/pathology niche including Mohs, EM, Array's, Laser Capture Microscopy, Flow Cytometry and more.

**Techniques & Fundamentals** - Topics related to histotechnology methods, techniques and theory including troubleshooting, stain methods, lab techniques, gross pathology, equipment and refresher topics.

Choose Workshops  
That Meet  
Your Needs



# THE WORKSHOPS



## WS# 1 Preparing for the HT/HTL Exam: Histotechnique

Presented by Jamie Pert, HTL, Beaumont Hospital; Laurie Trent, HTL(ASCP), Beaumont Hospital

Clinical & Veterinary/Research: Career Development Techniques & Fundamentals

Level: Basic Type: Workshop  
Contact Hours: 3

## WS# 2 Multiplex FIHC and AQUA Analysis for I-O Clinical Trials: Challenges & Successes

Presented by Ju Young Kim, PhD, Navigate BioPharma Services, Inc.; Evelyn Diaz, HT(ASCP) QIHC, Navigate BioPharma Services, Inc.

Clinical: Immunohistochemistry Digital Pathology

Level: Advanced Type: Workshop  
Contact Hours: 3

## WS# 3 Troubleshooting Immunohistochemical Testing

Presented by Richard Cartun, MS, PhD, Hartford Hospital

Clinical: Immunohistochemistry Techniques & Fundamentals

Level: Intermediate Type: Workshop  
Contact Hours: 3

## WS# 4 Leadership: The Pinnacle of Management & Supervision

Presented by H. Skip Brown, M.Div., SSM St Mary's Health Center

Clinical & Veterinary/Research: Management/Laboratory Operations

Level: Advanced Type: Workshop  
Contact Hours: 3

## WS# 5 Playing Sherlock Holmes and Learning PCR!

Presented by Melanie Von Brandenstein, University Hospital of Cologne; Heike Goebel, University Hospital Cologne

Clinical & Veterinary/Research: Molecular Techniques & Fundamentals

Level: Basic Type: Wet  
Contact Hours: 3

## WS# 6 Quality Management Plan for the Histology Laboratory 2.0

Presented by Kathleen Dwyer, HT(ASCP), Quest Diagnostics; Debra Siena, HT(ASCP)QIHC, Statlab Medical Products

Clinical & Veterinary/Research: Quality/Regulations Management/Laboratory Operations

Level: Intermediate Type: Workshop  
Contact Hours: 3

## WS# 7 Cytology 101: A Histology Crash Course to the Other Half of Pathology

Presented by Samantha Green, HTL(ASCP), Catholic Medical Center; Stephanie Ruszczyk, CT(ASCP), Quest Diagnostics

Clinical: Specialties Techniques & Fundamentals

Level: Basic Type: Wet  
Contact Hours: 3

## WS# 8 Collecting Human And Animal Tissues To Support Biomedical Research: Effects On The Operations Of Anatomic Pathology

Presented by William Grizzle, MD, University of Alabama at Birmingham

Clinical & Veterinary/Research: Specialties Techniques & Fundamentals

Level: Basic Type: Workshop  
Contact Hours: 3



## WS# 9 Frozen Sectioning

Presented by Melinda Chow, HT(ASCP)CM, Memorial Sloan Kettering Cancer Center; Robin Fitzl, Leica Biosystems

Clinical & Veterinary/Research: Techniques & Fundamentals

Level: Basic Type: Wet  
Contact Hours: 3

## WS# 10 The Beauty of the Cell: Practical Embryology, Histology and Morphology for the Histotechnologist

Presented by Katherine Gibson-Corley, DVM, PhD, University of Iowa Carver College of Medicine; Alicia Olivier, DVM, PhD, College of Veterinary Medicine

Clinical & Veterinary/Research: Techniques & Fundamentals Immunohistochemistry

Level: Basic Type: Workshop  
Contact Hours: 3

## WS# 11 Introduction to Tissue Identification and Pathology

Presented by Ada Feldman, HTL(ASCP), Anatech Ltd

Clinical & Veterinary/Research: Techniques & Fundamentals

Level: Basic Type: Workshop  
Contact Hours: 3

## WS 12 Has Moved to MONDAY 8AM

### WS# 12 Whole Slide Imaging: Overview of Technology and its Applications

Presented by Anil Parwani, MD, PhD, MBA, The Ohio State University Medical Center

Clinical: Digital Pathology Techniques & Fundamentals

Level: Intermediate Type: Workshop  
Contact Hours: 1.5

### WS# 13 Antibody Validation for Clinical Studies: The Good, The Bad and The Ugly

Presented by David Friedman, PhD, GlaxoSmithKline  
Veterinary/Research: Immunohistochemistry


Level: Advanced Type: Workshop  
Contact Hours: 1.5

### WS# 14 Chromogenic Multi-antigen Immuno-staining: A Clinically Useful Procedure That Has “Fallen Out of Favor” (and Why)

Presented by Joseph (Joe) Myers, CT(ASCP)QIHC, Biocare Medical, LLC

Clinical: Immunohistochemistry Techniques & Fundamentals

Level: Intermediate Type: Workshop  
Contact Hours: 1.5



### WS# 15 Managing In The 21st Century

Presented by Daniel Jondle, MD, Arizona Digestive Health Laboratory; Karen Lahti, HT(ASCP)QIHC, Arizona Digestive Health

Clinical & Veterinary/Research: Management/Laboratory Operations

Level: Intermediate Type: Workshop  
Contact Hours: 1.5

### WS# 16 Tissue Expansion and its Applications in Clinical and Research Settings

Presented by Yongfu Wang, PhD, Stowers Institute for Medical Research

Clinical & Veterinary/Research: Molecular Emerging Technologies

Level: Intermediate Type: Workshop  
Contact Hours: 1.5



# THE WORKSHOPS



## WS# 17 Sweating the Small Stuff

Presented by Jennifer Johnson, BS, HTL(ASCP), Sanofi Genzyme; Sheila Cummings Macri, DVM, Sanofi

Clinical & Veterinary/Research: Specialties Techniques & Fundamentals

Level: Basic Type: Wet  
Contact Hours: 1.5

## WS# 18 Getting a Little Deeper into Renal Disease through Histology

Presented by Louise Johnson, HT(ASCP), Mayo Clinic

Clinical: Specialties Techniques & Fundamentals

Level: Basic Type: Workshop  
Contact Hours: 1.5



## WS# 19 MOHS Micrographic Surgery

Presented by Behzad Shams, MSc, Viapath Analysis

Clinical & Veterinary/Research: Specialties Techniques & Fundamentals

Level: Intermediate Type: Workshop  
Contact Hours: 1.5

## WS# 20 Large Format Histology - Why Bigger Is Better!

Presented by Philip Bryant, PhD, Cardiff Metropolitan University; Neil Haine, PhD, CellPath USA Ltd

Clinical & Veterinary/Research: Techniques & Fundamentals Specialties

Level: Intermediate Type: Workshop  
Contact Hours: 1.5

## WS# 21 Microscope Slides: How Can They Enhance Your IHC Experience and Better Support Patient Diagnosis

Presented by Pawanbir Singh, MD, PhD, Trajan Scientific and Medical

Clinical: Techniques & Fundamentals Immunohistochemistry

Level: Basic Type: Workshop  
Contact Hours: 1.5

## WS# 22 Grossing in Dermatopathology – Fundamentals, Techniques and Tips

Presented by Jessica Tran, HTL(ASCP), OHSU

Clinical: Techniques & Fundamentals Specialties

Level: Basic Type: Workshop  
Contact Hours: 1.5

## WS# 23 Histology Staffing and Career Development Hot Topics

Presented by Melissa Owens, CHP, B.S., Allied Search Partners

Clinical & Veterinary/Research: Career Development Management/Laboratory Operations

Level: Basic Type: Workshop  
Contact Hours: 1.5





## WS# 24 Implementing Image Analysis in Your Lab

Presented by Timothy Baradet, PhD, HTL(ASCP) QIHC,

Drexel University School of Medicine;  
Adam Smith, Indica Labs

Clinical & Veterinary/Research: Digital Pathology  
Techniques & Fundamentals

Level: Basic Type: Workshop  
Contact Hours: 1.5

## WS# 25 Enabling Quantification and Spatial Analysis of Cellular Phenotypes within the Tumor Microenvironment Utilizing Multispectral Imaging

Presented by Daniel Eversole, PerkinElmer, Inc.

Clinical & Veterinary/Research: Emerging  
Technologies Immunohistochemistry

Level: Advanced Type: Workshop  
Contact Hours: 1.5

## WS# 26 Reporter Systems in Immunohistochemistry

Presented by David Krull, HT(ASCP)QIHC,  
GlaxoSmithKline

Clinical: Immunohistochemistry  
Emerging Technologies

Level: Intermediate Type: Workshop  
Contact Hours: 1.5

## WS# 27 Morphologic Proteomics - A New Frontier Or An Old Friend?

Presented by Richard Cartun, MS, PhD,  
Hartford Hospital

Clinical: Immunohistochemistry Molecular

Level: Intermediate Type: Workshop  
Contact Hours: 1.5

## WS# 28 Managing Change with a Multi-Generational Workforce

Presented by Amy Seegmiller Renner, PhD,  
HT(ASCP), Mayo Clinic; Deb Hagen-Moe, M.Ed.,  
Mayo Clinic

Clinical: Management/Laboratory Operations

Level: Basic Type: Workshop  
Contact Hours: 1.5

## WS# 29 Personalized Medicine: From Histology to NGS

Presented by Jason Ramos, PhD, Biocare Medical

Clinical: Molecular Techniques & Fundamentals

Level: Basic Type: Workshop  
Contact Hours: 1.5

## WS# 30 Troubleshooting Plastic Embedding Techniques for Light Microscopy: Your Problems Answered

Presented by Neil Hand, PhD, M.Phil, FIMLS,  
National Health Service

Clinical & Veterinary/Research: Specialties  
Techniques & Fundamentals

Level: Intermediate Type: Workshop  
Contact Hours: 1.5

## WS# 31 Mohs Techniques and Fundamentals

Presented by Jonathon Hetts, OHSU  
Dermatopathology

Clinical: Specialties Techniques & Fundamentals

Level: Basic Type: Workshop  
Contact Hours: 1.5

## WS# 32 Histology Paraffin: What are the Differences in Manufacturers?

Presented by Pamela Marcum, Retired

Clinical & Veterinary/Research: Techniques  
& Fundamentals

Level: Intermediate Type: Workshop  
Contact Hours: 1.5



# THE WORKSHOPS

Sunday  
SEPTEMBER  
23

## WS# 33 Digital Pathology for Translational Research & Beyond: Considerations & Challenges

Presented by Dylan Steiner, HTL(ASCP), GlaxoSmithKline

Clinical & Veterinary/Research: Digital Pathology Management/Laboratory Operations

Level: Advanced Type: Workshop  
Contact Hours: 1.5

## WS# 34 Strategies to Identify and Eliminate Background Interference in IHC and IF Tissue Section Applications

Presented by Craig Pow, PhD, Vector Laboratories, Inc.; Tim Karpishin, PhD, Vector Laboratories

Veterinary/Research: Immunohistochemistry Techniques & Fundamentals

Level: Intermediate Type: Workshop  
Contact Hours: 1.5



## WS# 35 Companion and 'Complementary' Diagnostic Immuno-staining Procedures: What's All the Fuss?

Presented by Joseph (Joe) Myers, CT(ASCP)QIHC, Biocare Medical, LLC

Clinical: Immunohistochemistry

Level: Intermediate Type: Workshop  
Contact Hours: 1.5

## WS# 36 Antibodies & Immunohistochemistry: Why so much noise...and is it really that bad?

Presented by Luis Chiriboga, HT(ASCP)QIHC, New York State Histotechnological Society

Veterinary/Research: Immunohistochemistry

Level: Basic Type: Workshop  
Contact Hours: 1.5

## WS# 37 The Cost of Reprocessing

Presented by H. Skip Brown, M.Div., SSM St Mary's Health Center

Clinical & Veterinary/Research: Management/Laboratory Operations

Level: Intermediate Type: Workshop  
Contact Hours: 1.5

**WS38 Has Moved to MONDAY 1PM**

## WS# 38 Laboratory Information System: Fundamentals and Role in Patient Safety

Presented by Anil Parwani, MD, PhD, MBA, The Ohio State University Medical Center

Clinical: Management/Laboratory Operations

Level: Basic Type: Workshop  
Contact Hours: 1.5

## WS# 39 Western Blot: Easy and Funny or Oh the Horror?

Presented by Melanie Von Brandenstein, University Hospital of Cologne; Heike Goebel, University Hospital Cologne

Clinical & Veterinary/Research: Molecular Techniques & Fundamentals

Level: Basic Type: Workshop  
Contact Hours: 1.5

## WS# 40 Prevention of Medical Errors: The Role of Anatomic Pathology Labs in Providing Quality Patient Care

Presented by Farah Khalil, MD, Moffitt Cancer Center

Clinical: Quality/Regulations Safety

Level: Intermediate Type: Workshop  
Contact Hours: 1.5

## WS# 41 Getting A-Head in the Rat (and Mouse) Race

Presented by Jennifer Johnson, BS, HTL(ASCP), Sanofi Genzyme; Sheila Cummings Macri, DVM, Sanofi

Veterinary/Research: Techniques & Fundamentals

Level: Intermediate Type: Workshop

Contact Hours: 1.5

## WS# 42 Isopropyl Alcohol Use in the Histology Laboratory: From Conventional Processing to Coverslipping and Everything but Xylene

Presented by Polina Aukon, Midwestern University College of Veterinary Medicine; Robin Fitzl, Leica Biosystems

Clinical & Veterinary/Research: Techniques & Fundamentals

Level: Intermediate Type: Workshop

Contact Hours: 1.5


## WS# 43 Preparing for the HTL Exam: Special Topics

Presented by Jamie Pert, HTL(ASCP), Beaumont Hospital; Laurie Trent, HTL(ASCP), Beaumont Hospital

Clinical & Veterinary/Research: Career Development Specialities

Level: Basic Type: Workshop

Contact Hours: 3



## WS# 44 Implementing Digital Pathology for Common Clinical Applications: A Histotechnologist and Pathologist's Perspective

Presented by Elizabeth Chlipala, HTL(ASCP)QIHC, Premier Laboratory, LLC; Liron Pantanowitz, MD, UPMC Shadyside Hospital

Clinical: Digital Pathology Quality/Regulations

Level: Basic Type: Workshop

Contact Hours: 3

## WS# 47 Developing a Compliance Driven Competency Assessment Program

Presented by H. Skip Brown, M.Div., SSM St Mary's Health Center

Clinical & Veterinary/Research: Quality/Regulations Management/Laboratory Operations

Level: Advanced Type: Workshop

Contact Hours: 3

## WS# 45 The Art and Science of IHC

Presented by Jason Ramos, PhD, Biocare Medical; Robin Simpkins, HT(ASCP), Biocare Medical

Clinical: Immunohistochemistry Techniques & Fundamentals

Level: Basic Type: Wet

Contact Hours: 3

## WS# 48 Handling Hazardous Wastes in Histology

Presented by Maureen Doran, HTL(ASCP), Saffron Scientific Histology Services; Erik Talley, MS, Memorial Sloan Kettering Cancer Center

Clinical & Veterinary/Research: Safety Quality/Regulations

Level: Basic Type: Workshop

Contact Hours: 3

## New WS#46 - Using DISC to Decode and Diminish Conflict WS# 46 Creating Your Superhero Team: Strategies For Being Your Best in the Worst Situations or How to Give Your Team a Teflon Coating

Presented by Janet Reeves-Wilson, HT(ASCP) HTL, QIHC, Divine Metamorphosis Coaching

Clinical: Management/Laboratory Operations

Level: Basic Type: Workshop

Contact Hours: 3

## WS# 49 Mohs Fundamentals - From Patient to Diagnosis

Presented by Barbara Beck, HT(ASCP), Beck Consulting / Mohs Technical Consulting; Brian Beck, Beck Consulting & Associates

Clinical: Specialties Techniques & Fundamentals

Level: Intermediate Type: Wet

Contact Hours: 3

# THE WORKSHOPS



## WS# 50 Diagnostic Cytopathology – An Invaluable Tool for the Pathologist and Clinician in the Diagnosis of Various Body Lesions

Presented by Richard Ormesher, CT(ASCP), Northwest Pathology, PS; Reid Miller, Northwest Pathology

Clinical & Veterinary/Research: Specialties Immunohistochemistry

Level: Intermediate Type: Wet  
Contact Hours: 3

## WS# 51 Troubleshooting Behind the Scenes

Presented by Ada Feldman, HTL(ASCP), Anatech Ltd

Clinical & Veterinary/Research: Techniques & Fundamentals

Level: Intermediate Type: Workshop  
Contact Hours: 3

## WS# 52 Histochemical Stains in Diagnosis: Views of the Histotechnologist and Pathologist

Presented by Debra Siena, HT(ASCP)QIHC, Statlab Medical Products; William Grizzle, MD, University of Alabama at Birmingham

Clinical & Veterinary/Research: Techniques & Fundamentals

Level: Basic Type: Workshop  
Contact Hours: 3



## WS# 53 So You Completed Your Registry for the HT/HTL, Now What?

Presented by Pamela Marcum, Retired

Clinical & Veterinary/Research: Career Development

Level: Intermediate Type: Workshop  
Contact Hours: 1.5

## WS# 54 Multiplex Immunohistochemistry Assays: Best Practices, Techniques, and Troubleshooting

Presented by Victoria Duckworth, MS, PerkinElmer

Veterinary/Research: Immunohistochemistry Techniques & Fundamentals

Level: Intermediate Type: Workshop  
Contact Hours: 1.5

## WS# 55 Basic IHC: Understanding the Process to Improve Your Results

Presented by Beth Roche, HTL(ASCP), Roche Diagnostics

Clinical & Veterinary/Research: Immunohistochemistry

Level: Basic Type: Workshop  
Contact Hours: 1.5



## WS# 56 Molecular Biology Principles and Techniques for the Histotech

Presented by Jason Ramos, PhD, Biocare Medical  
Clinical & Veterinary/Research: Molecular Techniques & Fundamentals  
Level: Basic Type: Workshop  
Contact Hours: 1.5

## WS# 57 Navigating the Regulatory Environment

Presented by Traci DeGeer, Leica Biosystems  
Clinical & Veterinary/Research: Quality/Regulations Management/Laboratory Operations  
Level: Intermediate Type: Workshop  
Contact Hours: 1.5

## WS# 58 Bloodborne Pathogens in the Histology Laboratory

Presented by Dan Scungio, MT (ASCP), SLS, CQA (ASQ), Sentara  
Clinical & Veterinary/Research: Safety  
Level: Intermediate Type: Workshop  
Contact Hours: 1.5

## WS# 59 Essentials in the Histopathology Procedures of Dental Tissue and Odontogenic Lesions

Presented by Sibel Elif Gultekin, DDS., PhD, Gazi University Faculty of Dentistry  
Clinical & Veterinary/Research: Techniques & Fundamentals  
Level: Basic Type: Workshop  
Contact Hours: 1.5

## WS# 60 Grossing Technology for Histology Laboratory

Presented by Izak Dimenstein, HT(ASCP), Loyola University Chicago Medical Center (Ret)  
Clinical & Veterinary/Research: Techniques & Fundamentals  
Level: Intermediate Type: Workshop  
Contact Hours: 1.5

## WS# 61 How to Land Your Next Dream Job

Presented by Eduardo de Oliveira, MBA, IDEXX Laboratories  
Clinical & Veterinary/Research: Career Development  
Level: Basic Type: Workshop  
Contact Hours: 1.5

## WS# 62 Colocalization Image Analysis: Considerations for FFPE Sample Preparation and Optimization of Multiplex Immunostaining

Presented by Scott Lawrence, MS, HT(ASCP), Leidos Biomedical Research, Inc, Cancer Genomics Research Laboratory (CGR), Division of Cancer Epide; Yelena Golubeva, PhD, HT(ASCP), Leidos Biomedical Research, Inc  
Clinical & Veterinary/Research: Digital Pathology Immunohistochemistry  
Level: Intermediate Type: Workshop  
Contact Hours: 1.5

## WS# 63 Diagnostic Panels: What's New In The World of IHC

Presented by Debra Freeman, Cell Marque  
Clinical: Immunohistochemistry  
Level: Basic Type: Workshop  
Contact Hours: 1.5

## WS# 64 Leaning our Lab with Automation & Workflow Redesign

Presented by Ary Franklin, HT(ASCP)CM, CSSYB, Baylor Scott & White Healthcare  
Clinical: Management/Laboratory Operations Safety  
Level: Intermediate Type: Workshop  
Contact Hours: 1.5

## WS# 65 Circulating Tumor Cells: What Are They and Their Potential Applications

Presented by Chassidy Johnson, PhD, Clearbridge BioMedics, Inc.  
Clinical & Veterinary/Research: Molecular  
Level: Advanced Type: Workshop  
Contact Hours: 1.5



# THE WORKSHOPS

Monday  
SEPTEMBER  
24

## WS# 66 The S.M.A.R.T Way – In the Histology Laboratory

Presented by Julie Trejo, BS, HT (ASCP), SSM St. Mary's Hospital

Clinical & Veterinary/Research: Quality/Regulations Management/Laboratory Operations

Level: Basic Type: Workshop  
Contact Hours: 1.5

## WS# 67 Creating a Safety Plan for Training

Presented by Angela McNabola, MS, HT(ASCP) QIHC,SLS, Bridgeport Hospital

Clinical & Veterinary/Research: Safety Management/Laboratory Operations

Level: Intermediate Type: Workshop  
Contact Hours: 1.5



## WS# 68 Creating Superior Sections is No Fluke: The Successful Histologic Preparation of Fish Specimens

Presented by Jeffrey Wolf, DVM, DACVP, Experimental Pathology Laboratories, Inc.; Tamara Zivkovic-Ilijoski, BS, HT (ASCP), EPL Inc.; Nihada Ademovic, Experimental Pathology Laboratories, Inc.

Veterinary/Research: Specialties Techniques & Fundamentals

Level: Intermediate Type: Workshop  
Contact Hours: 1.5

## WS# 69 The Long and Winding Road to IHC Optimization

Presented by Sheila Cummings Macri, DVM, Sanofi; Errin Roberts, HTL(ASCP)QIHC, Sanofi

Veterinary/Research: Immunohistochemistry Techniques & Fundamentals

Level: Basic Type: Workshop  
Contact Hours: 1.5

## WS# 70 How to Stay Motivated in a Profession for Over Five Decades!

Presented by Sheron Lear, HT(ASCP)HTL, CPA Lab

Clinical & Veterinary/Research: Career Development Management/Laboratory Operations

Level: Basic Type: Workshop  
Contact Hours: 1.5

## WS# 71 Fully Automated Nucleic Acid Extraction Methods Using an Automated IHC/ISH Stainer on Formalin Fixed Paraffin Embedded (FFPE) Tissue

Presented by Jon Grubbs, Ventana Medical Systems Inc.

Veterinary/Research: Emerging Technologies Molecular

Level: Advanced Type: Workshop  
Contact Hours: 1.5



## WS# 72 Rapid Two-Temperature Fixation Methodology for IHC Detection Tissue Based Phospho-Protein Analysis

Presented by Kannan Athi, MS, PhD, HTL, University of Illinois

Clinical & Veterinary/Research: Immunohistochemistry Specialties

Level: Intermediate Type: Workshop

Contact Hours: 1.5

## WS# 73 Development and Validation of IHC Clinical Assay

Presented by Aniruddha Ganguly, National Cancer Institute/NIH

Clinical: Immunohistochemistry Molecular

Level: Intermediate Type: Workshop

Contact Hours: 1.5



## WS# 74 Understanding the Foundation of Microsatellite Instability Testing

Presented by Jacob Wilson, BS, Cell Marque

Clinical: Immunohistochemistry

Level: Intermediate Type: Workshop

Contact Hours: 1.5

## WS# 77 Working with Arachnids in Histology

Presented by Damien Laudier, BS, Laudier Histology

Veterinary/Research: Specialties Techniques & Fundamentals

Level: Basic Type: Workshop

Contact Hours: 1.5

## WS# 75 What Does It Take to Lead From the Front?

Presented by Melmar Ordinario, HT(ASCP), St Phillips College

Clinical & Veterinary/Research: Management/Laboratory Operations

Level: Basic Type: Workshop

Contact Hours: 1.5


## WS# 78 Considerations for Successful Laser Capture Microdissection Project

Presented by Yelena Golubeva, PhD, HT(ASCP), Leidos Biomedical Research, Inc

Clinical & Veterinary/Research: Specialties Molecular

Level: Intermediate Type: Workshop

Contact Hours: 1.5



## WS# 76 Are You Using Your Safety Eyes?

Presented by Dan Scungio, MT(ASCP), SLS, CQA (ASQ), Sentara

Clinical: Safety Quality/Regulations

Level: Intermediate Type: Workshop

Contact Hours: 1.5

# THE WORKSHOPS



## WS# 79 Digital Pathology: Yes We Can but Should We?

Presented by Steven Cottral, MBA, HTL(ASCP), Catholic Health Services of Long Island

Clinical: Digital Pathology Management/Laboratory Operations

Level: Intermediate Type: Workshop  
Contact Hours: 1.5

## WS# 80 IHC Multiplexing - Techniques and Method Development

Presented by Adrian Murillo, Ventana Medical Systems; Mark Hellewell, PhD, Roche Tissue Diagnostics

Veterinary/Research: Immunohistochemistry Techniques & Fundamentals

Level: Advanced Type: Workshop  
Contact Hours: 1.5

## WS# 81 BCC, SCC and Melanoma: Basics and Clinical Correlations

Presented by Dale Telgenhoff, PhD, MBA, HTL(ASCP)CM, Tarleton State University; Brooke Dubansky, HTL(ASCP), Tarleton State University

Clinical: Immunohistochemistry Specialities

Level: Intermediate Type: Workshop  
Contact Hours: 1.5

## WS# 82 Single-Molecule RNA In Situ Hybridization Assays: Practical Guidelines for Detecting Gene Expression in the Tissue Context

Presented by Nidhi Vashistha, PhD, Advanced Cell Diagnostics; Courtney Anderson, PhD, Advanced Cell Diagnostics

Clinical & Veterinary/Research: Molecular Techniques & Fundamentals

Level: Advanced Type: Workshop  
Contact Hours: 1.5

## WS# 83 Is Your AP Lab Ready for the Next Generation ISH? A Step-By-Step Approach & Guidelines on Validation, Implementation & Reimbursement for RNA ISH

Presented by Sameer Talwalkar, MD, CPA LAB/Norton Healthcare; Sheron Lear, HT(ASCP)HTL, CPA Lab

Clinical: Molecular Specialities

Level: Intermediate Type: Workshop  
Contact Hours: 1.5

## WS# 84 Equipment Validation – Clinical & GLP

Presented by Jeremy Johnston, Northwest Pathology

Clinical: Quality/Regulations

Level: Intermediate Type: Workshop  
Contact Hours: 1.5

## WS# 85 Ergonomics in the Laboratory

Presented by Allison Eck, HTL(ASCP)cm, QLS, AHI(AMT), Doylestown Hospital

Clinical & Veterinary/Research: Safety

Level: Basic Type: Workshop  
Contact Hours: 1.5

## WS# 86 An Introduction to Decalcification Process and Decalcification Agents

Presented by Stanley Hansen, MA, Leica Biosystems; Mica Lewis, HT(ASCP)cm, Leica Biosystems

Clinical: Specialties

Level: Intermediate Type: Workshop  
Contact Hours: 1.5

## WS# 87 Breast Cancer and Prostate Cancer: Demystifying the Most Common Cancers in Women and Men

Presented by Debra Zynger, MD, The Ohio State University Medical Center

Clinical: Techniques & Fundamentals  
Immunohistochemistry

Level: Intermediate Type: Workshop  
Contact Hours: 1.5





## WS# 88 Quality in Digital Pathology Era: Every Pixel Counts

Presented by Olga Kochar, MS, The GW Hospital; Elizabeth Chlipala, HTL(ASCP)QIHC, Premier Laboratory, LLC

Clinical & Veterinary/Research: Digital Pathology Techniques & Fundamentals

Level: Intermediate Type: Workshop  
Contact Hours: 3

## WS# 89 Immunohistochemistry: A One Day Crash Course to Understand What is Happening Part 1

Presented by James Watson, HT(ASCP), Ionis Pharmaceuticals; Beatrice BeBrosse-Serra, HT(ASCP)QIHC, Ionis Pharmaceuticals

Clinical & Veterinary/Research: Immunohistochemistry

Level: Intermediate Type: Workshop  
Contact Hours: 3



## WS# 90 Managing Change: Navigating Your Team Through Organizational Changes

Presented by Michelle Coker, HT(ASCP), Clinical Pathology Associates

Clinical & Veterinary/Research: Management/Laboratory Operations

Level: Advanced Type: Workshop  
Contact Hours: 3

## WS# 91 Anatomic Pathology CPT Coding and Compliance 2018

Presented by Pamela Younes, MHS, HTL(ASCP), CPC, PA(ASCP), University of Texas Health Center at Houston, McGovern Medical School

Clinical: Management/Laboratory Operations  
Quality/Regulations

Level: Intermediate Type: Workshop  
Contact Hours: 3

## WS# 92 Understanding Laboratory Operational Performance: Measurements, Key Metrics and Evaluation Tools

Presented by Christa Cappellano, BS, HT(ASCP) QIHC LSSBB, Independent Laboratory Consultant; James Walker, Roche Tissue Diagnostics

Clinical: Quality/Regulations Management/Laboratory Operations

Level: Basic Type: Workshop  
Contact Hours: 3

## WS# 93 Safe Handling of CJD and Prions in the Histology Laboratory

Presented by Shameika Johnson, Baylor University Medical Center

Clinical & Veterinary/Research: Safety  
Quality/Regulations

Level: Basic Type: Workshop  
Contact Hours: 3

## WS# 94 Cutting Brains through Thick & Thin

Presented by Maureen Doran, HTL(ASCP), Saffron Scientific Histology Services; Morgan Romine, HT(ASCP), University of IL-Diagnostic Histology Laboratory

Clinical & Veterinary/Research: Techniques & Fundamentals

Level: Intermediate Type: Wet  
Contact Hours: 3

## WS# 95 Understanding the Science and Applications of Tissue Processing to Achieve Optimal Results

Presented by Debra Siena, HT(ASCP)QIHC; Gary Wiederhold, StatLab Medical Products

Clinical: Techniques & Fundamentals

Level: Basic Type: Workshop  
Contact Hours: 3

# THE WORKSHOPS



## WS# 96 How to Study for the QIHC Qualification Exam

Presented by Jeffrey Stark, HTL(ASCP)QIHC, ProPath

Clinical & Veterinary/Research: Career Development Immunohistochemistry

Level: Intermediate Type: Workshop  
Contact Hours: 3

## WS# 97 Developing Immunohistochemical (IHC) Assays for Animal Models of Disease

Presented by Elizabeth Chlipala, HTL(ASCP)QIHC, Premier Laboratory, LLC

Veterinary/Research: Immunohistochemistry Techniques & Fundamentals

Level: Basic Type: Workshop  
Contact Hours: 3

## WS# 98 Immunohistochemistry: A One Day Crash Course to Understand What is Happening Part 2

Presented by James Watson, HT(ASCP), Ionis Pharmaceuticals; Beatrice DeBrosse-Serra, HT(ASCP)QIHC, Ionis Pharmaceuticals

Clinical & Veterinary/Research: Immunohistochemistry

Level: Intermediate Type: Workshop  
Contact Hours: 3

## WS# 99 Succeeding as a Non-Financial Laboratory Manager

Presented by Elizabeth Sheppard, HT(ASCP), Roche Tissue Diagnostics

Clinical & Veterinary/Research: Management/Laboratory Operations Quality/Regulations

Level: Intermediate Type: Workshop  
Contact Hours: 3

## WS# 100 Training and Competency: Do's and Don'ts

Presented by Olga Kochar, MS, The GW Hospital

Clinical: Management/Laboratory Operations Quality/Regulations

Level: Intermediate Type: Workshop  
Contact Hours: 3

## WS# 101 Histological and Molecular Characteristics of Colorectal Cancer: Diagnosis and Prognosis

Presented by Dale Telgenhoff, PhD, MBA, HTL(ASCP)CM, Tarleton State University; Brooke Dubansky, HTL(ASCP), Tarleton State University; Sally Lewis, PhD, MLS(ASCP)cm, HTL, MB, Tarleton State University

Clinical: Molecular Immunohistochemistry

Level: Intermediate Type: Workshop  
Contact Hours: 3

## WS# 102 Safety A-Z

Presented by Allison Eck, HTL(ASCP)cm, QLS, AHI(AMT), Doylestown Hospital; Donna Chuddley, CLA, HT(ASCP), QLS, St. Lukes University Health Network

Clinical & Veterinary/Research: Safety Career Development

Level: Basic Type: Workshop  
Contact Hours: 3

## WS# 103 IHC: The Sharpshooter's Guide to Troubleshooting

Presented by Ourhay Mego, BS, Millipore Sigma

Clinical & Veterinary/Research:

Immunohistochemistry Techniques & Fundamentals

Level: Intermediate Type: Workshop  
Contact Hours: 1.5



### WS# 104 How to Be In Control of Your Positive Controls

Presented by George John, UT Southwestern Medical Center

Clinical: Immunohistochemistry Techniques & Fundamentals

Level: Advanced Type: Workshop  
Contact Hours: 1.5

---

### WS# 105 Coaching and Counseling for Improved Performance

Presented by Michelle Coker, HT(ASCP), Clinical Pathology Associates

Clinical & Veterinary/Research: Management/Laboratory Operations

Level: Advanced Type: Workshop  
Contact Hours: 1.5

---

### WS# 106 Biomarker Testing for NSCLC: The Ever Increasing Test List Without an Increase in Tissue

Presented by Tabetha Sundin, PhD, HCLD (ABB), MB (ASCP), Sentara Healthcare

Clinical: Molecular Techniques & Fundamentals

Level: Intermediate Type: Workshop  
Contact Hours: 1.5

---

### WS# 107 Implementation of the ISO 15189 Quality Management System

Presented by Angela McNabola, MS, HT(ASCP) QIHC,SLS, Bridgeport Hospital

Clinical: Quality/Regulations Safety

Level: Basic Type: Workshop  
Contact Hours: 1.5

---

### WS# 108 GHS Labeling

Presented by Donna Chuddley, CLA, HT(ASCP), QLS, St. Lukes University Health Network

Clinical & Veterinary/Research: Safety Management/Laboratory Operations

Level: Basic Type: Workshop  
Contact Hours: 1.5

---

### WS# 109 The History of Hematoxylin

Presented by Jean Mitchell, BS, HT(ASCP), Newcomer Supply; Judi Stasko, CLT, National Animal Disease Center

Clinical & Veterinary/Research: Techniques & Fundamentals

Level: Basic Type: Workshop  
Contact Hours: 1.5

---



### WS# 110 Internal Ocular Morphology and Functions

Presented by Patricia Lewis, HT(ASCP), Monarch Histology Services, LLC

Clinical & Veterinary/Research: Techniques & Fundamentals

Level: Intermediate Type: Workshop  
Contact Hours: 1.5

---



# VOLUNTEER INFORMATION

The Symposium/Convention is a large event & requires all hands on deck to be successful. Volunteering is a great way to get involved in NSH & be a part of NSH's premier educational event.

NSH awards up to 2 contact hours per year for volunteering at NSH events or on NSH projects. Volunteers that participate in any tasks listed below will be eligible for 2 volunteer contact hours in 2018. Volunteers will be required to view an orientation webinar at the beginning of August.

Visit [www.histoconvention.org/volunteer.cfm](http://www.histoconvention.org/volunteer.cfm) to sign up today!

## Volunteer Timeline

- April 2, 2018 – August 24, 2018  
Accepting Volunteer Sign Ups
- Late August – Assignments e-mailed to Volunteers
- September 7, 2018 – All Verifications Due

## Registration Desk

The NSH registration desk is a great way to see old friends & meet new ones as you greet and check in S/C attendees, speakers and exhibitors. Volunteers are needed from Friday, September 21 - Monday, September 24 for help at the registration desk. Shifts are for two hours or longer, whatever works best with your schedule.



## Convention Guides

The Convention will take place at the America's Convention Center Complex, a large facility that can be difficult to navigate. This can be easier for our attendees when there is a friendly face to point out the way. The Convention Committee is looking for volunteers to give directions and answer general questions for attendees as they move from session to session. Convention Guides will be given a map and a quick answer sheet for the most commonly asked questions by attendees. Shifts last 30 minutes and are available Saturday – Wednesday.

## Career Day

Are you looking for a fun way to spend your Monday of the convention? Well how about considering educating High School students on what exactly you do each day? On Monday September 24, 2018 NSH will be hosting its 2018 Career Day from 8:30 AM to 3:00 PM. We need volunteers for the AM session (8:30 AM to 11:30 AM and the PM session (12:00 PM to 3:00 PM). Participants can volunteer for one session or both sessions. Volunteers will work at lab stations to demonstrate grossing, embedding, cutting, staining, and coverslipping. In addition, volunteers will work with kids at a microscope to look at their completed slides. The event also includes an "expert" panel for a Q&A session detailing the different areas of histology. Volunteers are asked to attend a brief training session on Sunday, September 23rd at 10:45am

## Workshop Ambassadors

Workshop Ambassadors are essential to the success of our workshops. Ambassadors are responsible for updating the workshop sign outside the entrance door, collecting workshop tickets to track contact hours and making announcements including speaker introductions at the start of the workshop. Convention attendees can only serve as ambassadors of workshops they have registered for. Volunteers that work as a Workshop Ambassador for at least two workshops will receive a \$97.50 check following the convention.

## Convention Assistants

Duties: Convention Assistants work with the NSH Director Meetings & Education, Convention Chair and Convention Coordinators to assure the smooth running of the Convention Workshops, Registration and Career Day. Convention Assistants set up and work wet workshops, serve as classroom assistants for Career day, work the registration counter and fill in as ambassadors when needed. Although onsite you will be assigned to certain duties as a Convention Assistant you may be called upon to fill in any gaps as needed. Convention Assistant duties include a lot of walking and require the occasional lifting of boxes up to 50 lbs.

## Schedule

Friday, September 21 we will host an orientation meeting at 3pm. The typical work day (Sat-Wed) begins at 6:30am and ends at 5:30pm. All Convention Assistants are required to work in the morning on Saturday, September 22nd and in the afternoon on Sunday, September 23rd. For the remainder of the Convention you will be placed into 2 teams by the Convention Chair and assigned work times throughout the week. On the days you are not working you will be able to attend workshops (you are responsible for all workshop fees).

## Funding

As a Convention Assistant you will receive a complimentary banquet ticket and your registration fee will be refunded. In addition, NSH will fund 7 1/2 half nights at a Convention Hotel. You will be provided an expense report onsite to submit for reimbursement of your registration fees and hotel charges; banquet tickets will be provided on a complimentary basis.

Requests to volunteer as a CA will be open through June 17th. Due to funding constraints not all volunteers will be selected.

# HOTEL AND TRAVEL INFORMATION

## Making a Hotel Reservation

NSH has secured a limited number of rooms at special convention rates at two area hotels: The Marriott St. Louis Grand and the Courtyard St. Louis Downtown/Convention Center. Both of these wonderful properties are within walking distance to the convention center. **Housing will open April 9, 2018. The hotel reservation deadline is August 30, 2018 by 5:00 pm.**



### Marriott St. Louis Grand

800 Washington Ave., St. Louis, MO 63101  
(314)-621-9600

Enjoy modern style and exceptional service at the newly redesigned Marriott St. Louis Grand. Sleek decor meets comfort and fine city views in 875 newly renovated guest rooms and 42 suites, spread across 21 floors. Take advantage of the business center, stylish lobby, where you'll find free Wi-Fi, delicious food at Zenia Bar and Grille and a Starbucks. Pick up snacks and drinks in 8th Street Pantry, or break a sweat in our 24-hour fitness center. On-site car rental and nearby public transport let you explore the area with ease.

**Single/Double Occupancy rooms:  
\$189.00 per night + tax**

All guest rooms offer a mini-fridge and coffee maker, and flat screen TV. In room high-speed internet access for an additional fee.



### Courtyard St. Louis Downtown/ Convention Center

823-827 Washington Avenue, St. Louis, MO 63101  
(314)-231-7560

Discover a blend of historic charm and modern elegance at Courtyard St. Louis Downtown/Convention Center. After diving into the surrounding area, unwind in the comforts of our rooms and suites. The Courtyard offers stylish décor, complimentary Wi-Fi and ergonomic workstations. Lounge on our luxurious bedding as you watch your favorite shows on our flat-panel, or stop by The Bistro for a delectable breakfast and dinner. Active travelers can keep up their exercise routine courtesy of the fitness center.

**Single/Double Occupancy rooms:  
\$189.00 per night + tax**

All guest rooms offer a mini-fridge and coffee maker, and flat screen TV, and in room high-speed internet access.

## 2 Options to Book your Reservations:



Using the Online Housing Website:

[www.histoconvention.org/travel\\_hotel.cfm](http://www.histoconvention.org/travel_hotel.cfm)



You can call the hotel directly and reference the NSH Symposium/Convention to be placed into the discounted block of rooms.

## Driving to the America's Convention Center Complex

America's Convention Center Complex  
701 Convention Plaza  
St. Louis, MO 63101

This year the convention will take place at America's Convention Center, located in Downtown St. Louis. Directions can be found by visiting our website: [www.histoconvention.org/travel\\_driving.cfm](http://www.histoconvention.org/travel_driving.cfm)

## Parking

America's Center does not control any parking. However, there is a garage attached to the Convention Center. This garage is on the West side of 7th Street (same side as Convention Center) just North of Washington Avenue. Parking is also available in garages and surface lots throughout downtown St. Louis. Visit [www.getaroundstl.com](http://www.getaroundstl.com) for the Center's preferred parking.

## Flying to St. Louis

There are **two airports** located near the America's Convention Center Complex:

### St. Louis Lambert International Airport (STL):

This the largest airport in the area and services both domestic and international flights. 13.4 miles from convention center.

**MidAmerica St. Louis Airport (BLV):** Smaller airport offering limited flights, but at cheaper rates. 24 miles from convention center.

## Travel from the Airport to NSH Hotels

NSH has secured a discounted shuttle rate with Go Best Express Airport Shuttle. Your shuttle reservation will be discounted 10% when you use the link: [www.gobestexpress.com/reservations?code=NHS2018](http://www.gobestexpress.com/reservations?code=NHS2018).



## Getting Around St. Louis

### St. Louis Public Bus System

St. Louis has wonderful bus transportation system that can take you to all of your destinations around town. Visit the St. Louis Metro Transit website to see fares and buy trip cards ([www.metrostlouis.org](http://www.metrostlouis.org)).

### Amtrak to St. Louis

The Gateway Station is located approximately 1.5 miles from America's Convention Center. Station information can be found at [www.amtrak.com/stations/stl.html](http://www.amtrak.com/stations/stl.html)

## All Around St. Louis

St. Louis isn't just the Gateway to the West, but also a gateway to amazing dining, culture, and entertainment experiences. While you are in town why not check out the National Blues Museum? The recently opened National Blues Museum features innovative, interactive and technological exhibits. Or take a short ride to the famed music neighborhood of Soulard, the perfect place to catch a live show. With so much to offer, St. Louis will keep your toes tapping for all five days!

Visit [www.explorestlouis.com](http://www.explorestlouis.com) to check out all this area offers.

## Conference Attire

Attire for the convention is business casual. Comfort is key so bring comfortable walking shoes and even though it may be hot and humid outside, remember to bring a light weight jacket for the workshop rooms, it tends to get a little chilly in the center. The NSH Awards Ceremony & Celebration is semi-formal so if you plan to attend bring your favorite cocktail dress or suit.



# REGISTRATION INFORMATION & POLICIES

## Registration Fees

NSH Member:	\$80.00
NSH Student Member:	\$60.00
Non Member:	\$205.00

## After August 21, 2018

NSH Member:	\$165.00
NSH Student Member:	\$125.00
Non Member:	\$265.00

Registration Fee includes a welcome packet at check in, and admittance to the Lecture Series & Exhibit Hall

## Workshops Fees

Workshop Fees for All Attendees  
(charged on an a la carte basis)

Type of Workshop	90 minutes	1/2 Day (3 hrs)
Workshops	\$30.00	\$45.00
Wet Workshops:	\$40.00	\$60.00

## Guest Passes

Registered NSH attendees can register up to 2 guests for a fee of \$25.00 per guest. Guest badges will provide access to the NSH Exhibit Hall and the convention center. Guests are not permitted into workshops or lectures. Guests must be at least 18 years of age.

## Exhibit Hall Only Passes

The trade show floor is open to qualified individuals in histology and pathology only. This ensures a high buyer/supplier ratio. Local technologists and pathologists unable to attend the meeting are welcome to visit the exhibits anytime during scheduled hours. Unqualified family members of registered attendees & booth attendants are not permitted on the show floor. All registrants, including Exhibit Hall Only Passes, must be 18 years of age.

## Exhibit Hall Only Fees

NSH Member:	\$25.00
Non Member:	\$35.00

Note: Fees are in US Dollars

## Payment

Payment in full is due with your registration - this includes the registration fee & all workshop fees.

Registrants can pay by:

1. Check made payable to the National Society for Histotechnology (Canadian and Foreign checks must be paid in U.S. Funds drawn on a U.S. Bank.).
2. Credit Card (Visa, MasterCard, American Express, Discover).
3. Fully Executed Purchase Order – a copy of the purchase order must accompany your registration for and include billing information.
4. Money Order.

## Reasonable Accommodation Requests

If you wish to register for the Convention and you have an accommodation request or special need (physical limitations, dietary restrictions, etc.) please submit your request in writing to NSH Director of Meetings & Education, Aubrey Wanner, [aubrey@nsh.org](mailto:aubrey@nsh.org) or via fax, 443-535-4055. Attendees in need of special services must register early. Registrations for the hearing impaired will require special coordination to ensure interpreters are available.

## Special Offers/Discount Codes

Use of discount codes is only valid at the time of initial purchase/registration. Refunds will not be authorized for existing registrations where the special offer was received after the initial purchase. Discount codes cannot be applied to already reduced/discounted registrations. Limit one (1) special offer/discount code per registration.

**Badge sharing, splitting and reprints are strictly prohibited.**

## 4 Ways to Register



**ONLINE**  
www.histoconvention.org



**VIA MAIL**  
National Society for Histotechnology,  
PO Box 75914 Baltimore, MD 21275-5914



**VIA FAX/EMAIL**  
443-535-4055/histo@nsh.org



**IN PERSON**

If you are unable to register before the start of the convention, register onsite at the NSH Registration Desk at the convention center. Please note that registering onsite requires a \$165.00 registration fee for NSH members and a \$265.00 registration fee for non NSH members.

## Continuing Education Credits (Contact Hours)

All NSH sponsored educational sessions have been approved for NSH contact hours and count toward the ASCP's Certificate Maintenance Program.

90 Minute Workshop = 1.5 hours

Half Day Workshop = 3 hours

Lecture Series = 2 hours

## Contact Hour Certificates

All attendees must turn in their tickets to receive credit for the sessions they registered for. Once attendance records are reconciled contact hour certificates are made available through the NSH Contact Hour Portal for all attendees. Attendees will receive an email when the contact hours are available approximately 4-6 weeks after the convention.

## Badges

Attendees registering in advance may pick up their badge & welcome packet at the NSH Registration Desk at the Convention Center. Attendees will not be allowed to pick up other attendee badges or materials.

## Express Barcodes

You will receive an email a week before the Symposium/Convention which includes your confirmation and an express bar code. This express bar code can be printed out and scanned at our Express Check In for a quicker check in process.

## Confirmation Letter

You will receive a confirmation via email once you are registered for the convention. If you have not received a confirmation within three weeks of submitting your registration, please contact a NSH staff member at 443-535-4060 or [histo@nsh.org](mailto:histo@nsh.org).



## Email Address

NSH requires a unique email address per registration. This email is used for communications between NSH staff and the registered attendee including the registration confirmation, workshop cancellations or changes, vendor announcements etc. NSH will not register multiple people with one email address nor will NSH register an individual without an email address.

## Reimbursements

No cash exchange or refunds are provided on-site. Reimbursements are processed after the conclusion of the convention and will be sent to the payer.

## Consent for Use of Photographic Images

Registration and attendance at, or participation in, NSH meetings and other activities constitutes an agreement by the registrant to permit NSH's use and distribution (both now and in the future) of the registrant or attendee's image or voice in photographs, videotapes, electronic reproductions, and audiotapes of such events and activities.

## Cancellations/Substitutions

**Please note:** Cancellations, for any reason, will not be accepted for persons registering after the deadline of August 21, 2018. Substitutions will be accepted at any time, at no additional charge.

### Cancellations of Entire Registration:

All cancellations must be received in writing by August 21, 2018. Cancellations received in writing by this date will be charged the Registration Fee but all workshop fees will be refunded. Awards Ceremony tickets are nonrefundable. Cancellations received after August 21, 2018 (without provisions for a substitute) and no-shows are responsible for all convention fees. Cancellations will not be accepted by phone.

**Cancellations of Individual Workshops:** Workshop cancellations are accepted up to September 10, 2018 and must be received in writing (email is acceptable). Exchanges are permitted at any time with workshop price difference refundable until September 10, 2018. After this date any difference in workshop cost will not be refunded.



## STEP 1: REGISTRANT CONTACT INFORMATION

WEBDL

Name: \_\_\_\_\_ Credentials (HT, MD, PhD etc) \_\_\_\_\_  
Badge Name: \_\_\_\_\_  
Title: \_\_\_\_\_ Company: \_\_\_\_\_  
Email (required for registration): \_\_\_\_\_ Department \_\_\_\_\_  
Business Address: \_\_\_\_\_  
City: \_\_\_\_\_ State: \_\_\_\_\_ Zip: \_\_\_\_\_ Country: \_\_\_\_\_  
Phone: (\_\_\_\_\_) \_\_\_\_\_ - \_\_\_\_\_  
Emergency Contact Name: \_\_\_\_\_ Phone: (\_\_\_\_\_) \_\_\_\_\_ - \_\_\_\_\_

## STEP 2: REGISTRANT DEMOGRAPHICS

Gender:  Male  Female  
Are you certified through ASCP?  Yes  No  
Primary area of practice?  Clinical Hospital  Clinical Private Lab  Clinical University  
 Pharmaceutical  Research  Veterinary  
 Industry/Vendor  
Position description?  Student  Trainee  Lab Assistant  
 Technician/Scientist  Supervisor  Lab Manager  
 Pathology Assistant  Pathologist  Educator  
 Industry Sales  Industry Technical Representative

## STEP 3: GUEST CONTACT INFORMATION

I don't plan to bring a guest  
 I would like to bring a guest (cost \$25.00) Guest Name: \_\_\_\_\_  
Email: \_\_\_\_\_ Telephone: (\_\_\_\_\_) \_\_\_\_\_ - \_\_\_\_\_

## STEP 4: CHECK YOUR NSH MEMBERSHIP STATUS (this information determines convention pricing)

Current member, my dues are paid  
 Current member, I want to renew for 2019 (\$80)  
 New member, I would like to join today \_\_ \$80, Expires 12/31/2018 or \_\_ \$155, Expires 12/31/2019 (2-year membership is \$140.00 after 8/24/18)  
 No thanks, I am not a member and don't wish to join

## STEP 5: SOCIAL FUNCTIONS (ticket required)

First Timers Dessert Reception – Friday, September 21, 2018 at 7:30pm

I am a first time attendee and will attend the Friday evening Welcome Dessert Reception (Cost is \$0)  
 I am a first time attendee but WILL NOT attend the Friday evening Welcome Dessert Reception

NSH Awards Ceremony & Celebration – Saturday, September 22, 2018 at 7:00pm

I plan to attend the Awards Celebration and wish to purchase  
\_\_\_\_\_ # of tickets x \$50 = total amount due \$ \_\_\_\_\_

## STEP 6: WORKSHOP SELECTION

Please indicate your 1st, 2nd & 3rd choice by writing the Workshop Number in the appropriate time slot on the Workshop Selection Chart below. NSH Staff will do our best to assign you the workshops of your choice however workshops are assigned on a first come, first serve basis and therefore your 2nd & 3rd choices are very important.

Day/Time	Available Workshops	1st Choice	2nd Choice	3rd Choice
Saturday 8am – 11:30am	WS 1-11			
Saturday 1pm -2:30pm	WS 12-22			
Saturday 3pm – 4:30pm	WS 23-32			
Sunday 8am – 9:30am	WS 33-42			
Sunday 9:45am – 10:45am	KEYNOTE LECTURE OPEN TO ALL			
Sunday 1pm – 4:30pm	WS 43-52			
Monday 8am – 9:30am	WS 53-60			
Monday 9:45am – 10:45am	KEYNOTE LECTURE OPEN TO ALL			
Monday 1:pm – 2:30pm	WS 61-69			
Monday 3pm – 4:30pm	WS 70-77			
Tuesday 8am – 9:30am	WS 78-87			
Tuesday 1pm – 4:30pm	WS 88-95			
Wednesday 8am – 11:30am	WS 96-102			
Wednesday 1pm-2:30pm	WS 103-110			

## STEP 7: PAYMENT INFORMATION (your registration will not be processed without full payment)

Membership Dues	\$
Registration Fee	\$
Workshops Fees	\$
Guest	\$
Awards Ceremony Tickets	\$
<b>GRAND TOTAL DUE:</b>	<b>\$</b>

### CONVENTION FEES:

NSH Member: \$80.00 • NSH Student Member: \$60.00 • Non Member: \$205.00

After August 21, 2018

NSH Member: \$165.00 • NSH Student Member: \$125.00 • Non Member: \$265.00

Guest Fee: \$25 • Awards Ceremony & Celebration Fee: \$50

### WORKSHOP FEES (for all attendees)

Type of Workshop	90 Minutes	½ Day (3 hrs)
Workshops	\$30	\$45
Wet Workshops	\$40	\$60

Payment Information: (Please note that funds must be in US Dollars on a US Bank) \*returned checks will incur a \$25.00 charge

Check Enclosed \$ \_\_\_\_\_

Purchase Order #: \_\_\_\_\_

Charge my credit card \$ \_\_\_\_\_ (must submit PO with registration)  
(Visa, Mastercard, AmEx, Discover)

Name on Card: \_\_\_\_\_

Cardholder Signature: \_\_\_\_\_

Cardholder Email/Phone: \_\_\_\_\_

CC #: \_\_\_\_\_ Exp Date: \_\_\_\_\_ CVV: \_\_\_\_\_

NSH Federal Tax ID 52-1111284

## STEP 8: SUBMIT YOUR REGISTRATION

Please note that submitting your registration binds you to all NSH registration policies found in the NSH SC Registration Brochure and listed on the NSH convention website, [www.histoconvention.org](http://www.histoconvention.org).

Email: [histo@nsh.org](mailto:histo@nsh.org) • Fax: (443) 535-4055 • Via Mail: National Society for Histotechnology, PO Box 75914, Baltimore, MD 21275-5914



I need high quality, single-use labware products.  
And I want a wide variety to choose from.

The quality products you expect from Evergreen are backed by the engineering and manufacturing expertise of Caplugs. The Caplugs Evergreen product line has more than 1,200 catalog products for laboratory use. And with a dedicated team of in-field medical account managers, we can provide the labware solution you need.



[www.evergreensci.com](http://www.evergreensci.com) | 1.800.421.6261 | [info@evergreensci.com](mailto:info@evergreensci.com)

 made in the u.s.a.

Stop by our booth for a free sample kit



National Society for Histotechnology  
3545 Ellicott Mills Drive  
Ellicott City, MD 21043

Pre-Sorted  
First Class Mail  
U.S. Postage  
PAID  
Rockville, MD  
Permit No. 800



### **New Courses Added All The Time**

NSH adds a minimum of one new course each month. Looking for a topic you don't see? Contact NSH and let us know what you need.

### **Membership Preferred Pricing**

NSH members automatically receive discounts on individual and package courses. Not an NSH member? Join at [learn.nsh.org](http://learn.nsh.org)

# **NSH'S ONLINE LEARNING CENTER**

## **Continuing Education for Histology Professionals**

Searching for continuing education credits? Need to maintain your histology certification? Need to meet required laboratory competencies? Education offered through NSH's [learn.nsh.org](http://learn.nsh.org) provides relevant and quality courses essential for the ASCP Credential Maintenance Program (CMP) or state license maintenance.

